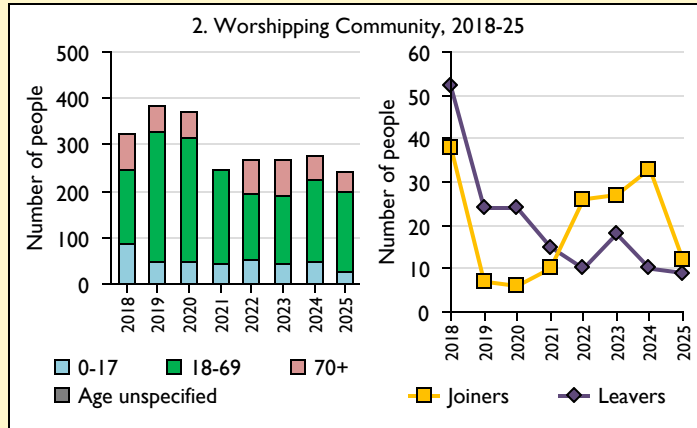
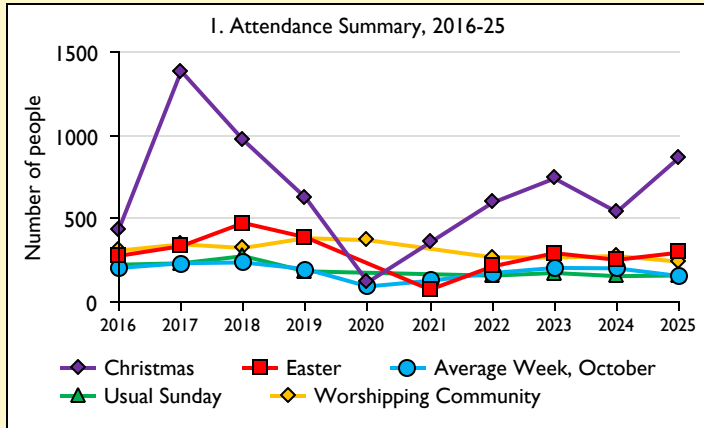


# SfM Dashboard for the Parish of Hartley Wintney W Elvetham: St John The Evangelist in the Deanery of ODIHAM



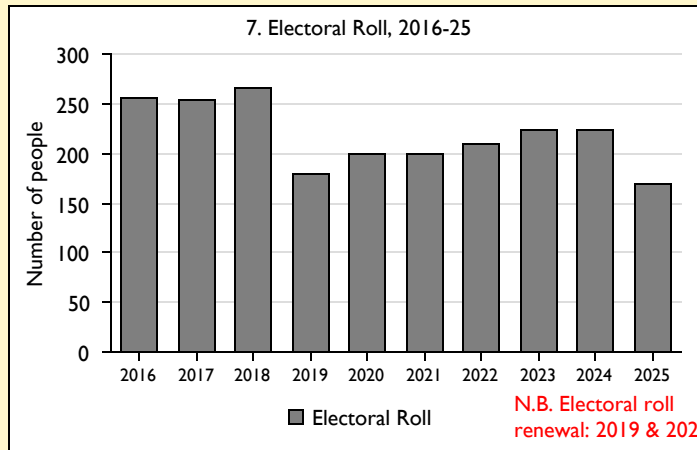
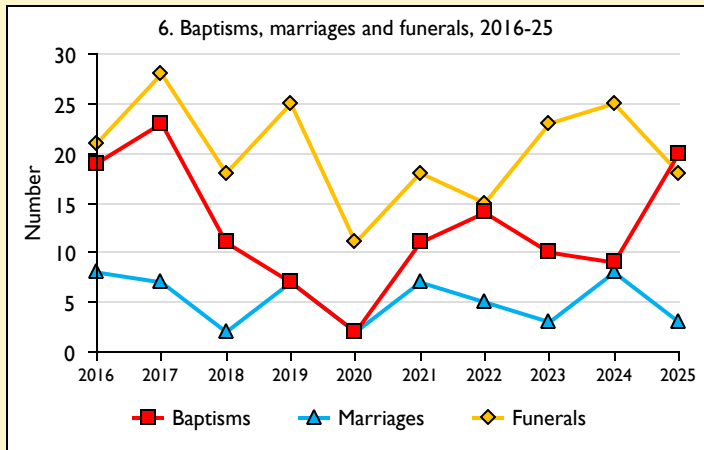
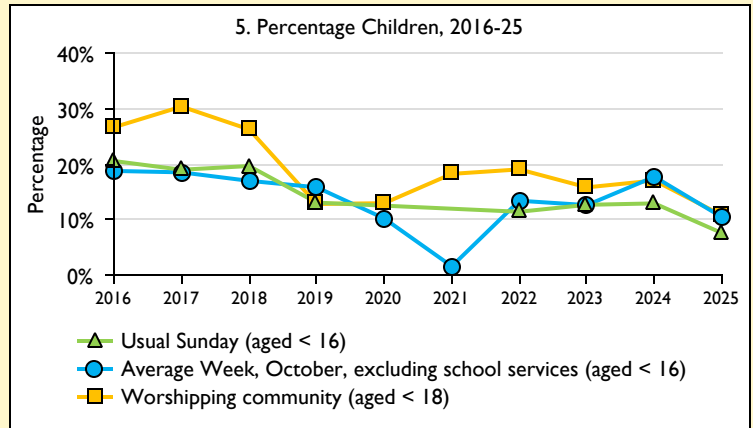
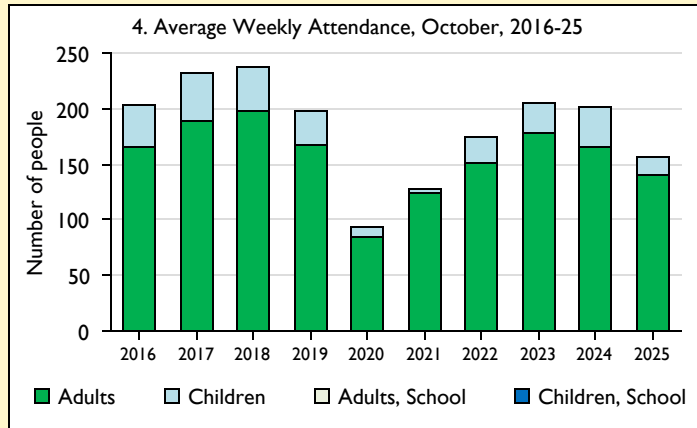
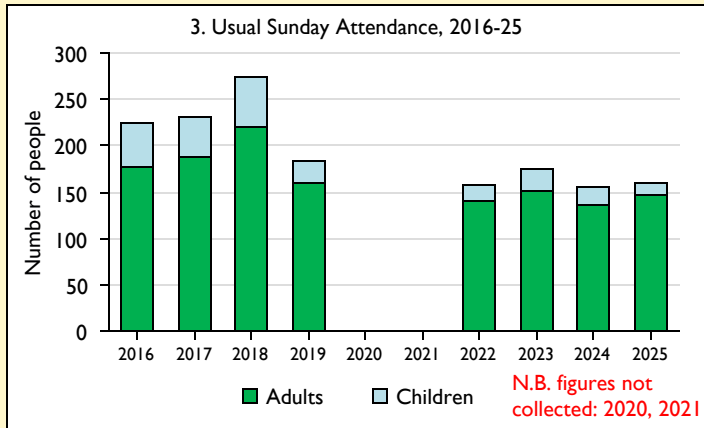
### Parish Census and deprivation summary

Parish population (2021): 5968

	Parish	Diocese	National
% aged 0-19	22%	22%	23%
% aged 20-44	24%	32%	33%
% aged 45-69	34%	31%	31%
% aged 70 & over	19%	15%	14%
% Christian	52%	47%	46%
% non-Christian religion	2%	5%	11%

Parish deprivation rank (IMD 2025): 10171  
(1=most deprived parish in the Church of England, 12,154=least deprived)

For more detailed census & deprivation info: see <https://arcg.is/1WzGbO>  
<https://www.churchofengland.org/about/data-services/> and  
<http://www.cuf.org.uk/shinealight/>



This dashboard contains figures as submitted by churches currently in the Parish

**Attendance statistics:** taken from annual Statistics for Mission returns.

**Average weekly attendance:** attendance at Sunday and midweek church services & fresh expressions in October; Figs 1 & 5 do not include attendance at services for schools.

**Easter:** Easter Eve & Easter Day; **Christmas:** Christmas Eve & Christmas Day.

**Baptisms:** all baptisms & thanksgivings.

**Marriages:** marriages and services of prayer & dedication after civil marriages.

**Funerals:** those held in church & at crematoria/cemeteries.

Because of pandemic-related church closures, Easter figures were not collected in 2020.

**Census data:** taken from the 2021 national Census.

**Deprivation statistics:** IMD taken from the English Indices of Deprivation, published by the Ministry of Housing, Communities & Local Government, Oct 2025.

The above statistics have been mapped onto parish boundaries so are approximations.

For more information, see: <https://www.churchofengland.org/about/data-services/>

Variations in attendance from year to year may be the result of changes in the number of churches that submitted returns, or changes in parish/benefice structure.

Number of churches included in returns: 2016 1; 2017 1; 2018 1; 2019 1; 2020 1; 2021 1; 2022 1; 2023 1; 2024 1; 2025 1.

Produced by Data Services, Church House, Great Smith Street, London SW1P 3AZ. Date of production: 19/04/2026.

Every effort has been made to ensure that data are reliable. We would be pleased to be notified of any significant errors or omissions by email to [statistics.unit@churchofengland.org](mailto:statistics.unit@churchofengland.org)



## SfM Dashboard for the Parish of Hartley Wintney W Elvetham: St John The Evangelist in the Deanery of ODIHAM

Report	Field	2016	2017	2018	2019	2020	2021	2022	2023	2024	2025
1. Attendance Summary	Christmas	438	1385	971	625	119	357	595	741	540	865
	Easter	277	335	474	388	-	74	213	293	253	296
	Average Week, October	204	233	237	198	93	127	174	205	202	156
	Usual Sunday	224	232	275	184	-	-	158	174	155	159
	Worshipping Community	308	346	324	383	371	-	268	266	276	242
2. Worshipping Community	Total			324	383	371	-	268	266	276	242
	0-17			85	49	48	45	51	42	47	26
	18-69			162	279	268	202	145	149	176	171
	70+			77	55	55	-	72	75	53	45
	Age unspecified			0	0	0	0	0	0	0	0
	Joiners			38	7	6	10	26	27	33	12
	Leavers			52	24	24	15	10	18	10	9
3. Usual Sunday Attendance	Adults	178	188	221	160	-	-	140	152	135	147
	Children	46	44	54	24	-	-	18	22	20	12
4. Average Weekly Attendance	Adults	166	190	197	167	84	125	151	179	166	140
	Children	38	43	40	31	10	2	23	26	36	16
	Adults, School	-	0	-	-	-	-	-	-	-	0
	Children, School	-	0	-	-	-	-	-	-	-	0
5. Percentage Children	Usual Sunday (aged < 16)	21%	19%	20%	13%	-	-	11%	13%	13%	8%
	Average Week, October, excluding school services (aged < 16)	19%	18%	17%	16%	10%	2%	13%	13%	18%	10%
	Worshipping community (aged < 18)	27%	30%	26%	13%	13%	18%	19%	16%	17%	11%
6. Baptisms, marriages and funerals	Baptisms	19	23	11	7	2	11	14	10	9	20
	Marriages	8	7	2	7	2	7	5	3	8	3
	Funerals	21	28	18	25	11	18	15	23	25	18
7. Electoral Roll	Electoral Roll	255	254	265	180	200	200	210	223	223	170